

Design And Performance Evaluation of Renewable Energy Sources

¹ Pravas Kumar Senapati, ² Rajeeb Kumar Sahu, ³ Rajesh Kumar Ray

¹ Associate Professor, Dept. Of Electrical Engineering, Seemanta Engineering College, Mayurbhanj, odisha,

pravassenapati2018@gmail.com

². Assistant Professor, Dept. Of Electrical & Electronics Engineering, Seemanta Engineering College, Mayurbhanj, odisha,

rajeebsahu@seemantaengg.ac.in

³. Lecturer, Dept. Of Electrical Engineering, Seemanta Engineering College, Mayurbhanj, odisha,

rajeshray.bls@gmail.com

Abstract: *Renewable strength merchandise and technology can offer answers to the lengthy-term electricity problems facing growing international locations. Renewable power resources together with wind strength, sun power, ocean strength, ocean energy, and biomass strength and gas era can be used to conquer the power scarcity in India. To meet the strength wishes of a rapidly growing economic machine, India will want a guarantee of 3-four times greater energy than the whole electricity used nowadays. Renewable electricity is one choice to meet this requirement. Today, renewable strength bills for approximately 33% of India's primary electricity consumption. India is increasingly more adopting responsible renewable energy techniques and taking tremendous steps to reduce carbon emissions, easy the air and growth existence expectancy. In India, for the beyond twenty-5 years, sports associated to research, development, demonstration, production and use of diverse renewable strength property for residential use in lots of places has been tough artwork. In this newsletter, a try has been made to explain the available, present day, essential achievements and future ability of renewable strength options in India. This paper additionally examines the impact of particular guidelines to conquer the disturbing situations and enhance renewable strength use within the future.*

Keywords: Renewable energy Solar Wind Biomass Geothermal Clean development mechanism

I. INTRODUCTION

The World Energy Forum has anticipated that fossil reserves of oil, coal and oil can be exhausted in plenty less than 10 years. Fossil fuels account for more than seventy nine% of primary electricity used international, and 57.7% of this amount is utilized in transportation and is swiftly declining [1]. The depletion of natural sources and the ever-growing call for herbal gas have forced planners and coverage makers to look for alternative assets. Renewable electricity is power received from renewable resources and which does no longer burn up through the years. Renewable energy gives our planet the opportunity to lessen carbon emissions, clean the air and placed our civilization on a extra sustainable footing. It also lets in international locations around the sector to decorate their electricity safety and sell financial development. Modern biomass includes many products derived from photosynthesis and is a vital supply of chemical storage of solar strength. Renewable electricity money owed for 18% of world final electricity intake (Figure 1), which includes biomass, big hydropower and "new" renewable (small hydro, modern-day biomass, wind, solar, geothermal and bio fuels). Traditional use of biomass, specifically for cooking and

heating, debts for around thirteen% and is slowly growing in some regions as biomass is used more or changed via modern power resources. Large-scale hydropower represents 3% and is developing slightly, especially in growing international locations [2]. Renewable strength debts for 2.4% and is developing abruptly in growing countries and some growing worldwide places. Global renewable functionality grew at a charge of 15 to 30 percent according to three hundred and sixty five days for masses generation over the 5-365 days duration 2002-2006, which include wind energy, sun heat water, geothermal electricity and off-grid photovoltaic solar energy (Fig. 2) [3]. The renewable strength market improved in 2008. Among renewable energy sources (apart from large hydroelectric vegetation), wind energy constitutes the most critical addition to renewable power. Around \$a hundred twenty billion become invested in renewable electricity international in 2008, which consist of new investments (financial assets and tasks) and bio fuel refineries. Three [4].

Renewable strength assets (RES) that use indigenous sources

Has the ability to provide power with the bad effects of pollution and greenhouse

gases [5]. Technology creates the power quarter through natural changes.

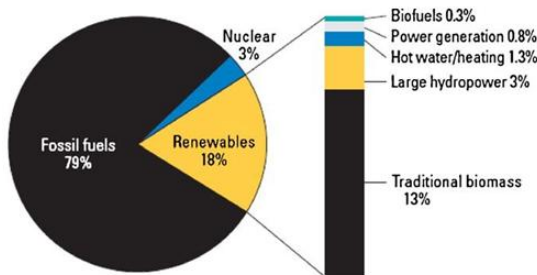


Fig. 1. Renewable energy share of global final energy consumption.

Phenomena / valuable electronic merchandise. The use of renewable strength belongings is promising for the destiny as an alternative electricity supply. Thus, this paper has tried to check the provision of renewable strength alternatives in India and provide facts on the modern-day fame of renewable strength, the capacity beforehand of their implementation, major achievements and contemporary authority's recommendations, their plans and research in India.

It paints a median tremendous picture of renewable strength sources and India's position on the global map in making use of these sources.

II. Renewable energy in India

India's population of over 1,028 million is growing at an annual fee of one.58%. As fossil fuels turn out to be fewer and less, India will face a high-quality trouble due

to growing energy costs and strength lack of confidence inside the coming years. The persevered use of fossil fuels additionally causes nearby and worldwide environmental issues. India's economic machine, measured in US dollar change expenses, is the twelfth largest within the international, with a GDP of approximately \$1 trillion (2008). GDP growth of 9.Zero% for FY 2007-2008, making it the second one quickest growing economic gadget inside the global, after China. There is a sturdy call for

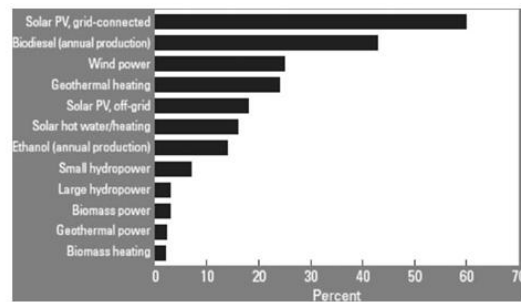


Fig. 2. Average annual growth rates of renewable energy capacity, 2002–2006.

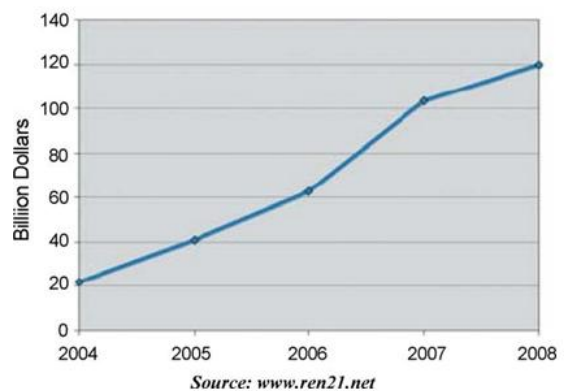


Fig. 3. Global investment in renewable energy, 2004–2008.

Table 1
Energy demand projection in India.

Sl. No.	Source	Unit	1991–1992	2009–2010	2020–2021
1	Electricity	T Wh	231	725	1300
2	Coal	Mt.	229	690	1345
3	Petroleum products	Mt.	57	165	335
4	Natural gas	b cum	18.6	65	130

Strength, which is presently met simplest

via coal, distant places oil and fuel, which further is non-renewable and therefore has no answer for strength, additionally influences the surroundings. It is essential that India achieves electricity protection without compromising the booming economy, due to this that the USA. Need to switch from non-renewable strength (petroleum and coal) to renewable energy.

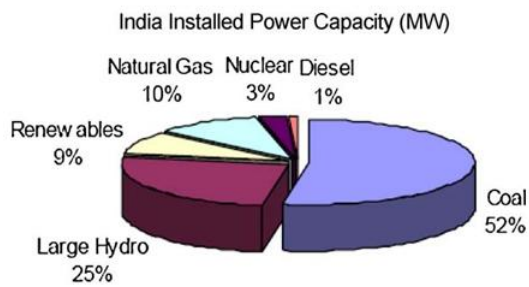
For these reasons, the improvement and use of RES and era grow to be important for India's sustainable financial improvement. The professional professionals of Asia Energy Vision 2020, created by way of manner of the World Energy Council, have agreed at the forecast of electricity name for in India until 2020, as verified in Table 1 [6]. The Expert Group on Economic Development in its document (IEPR 2006) predicts that thru 2032, i.e. In 25 years, the USA. 's leading business will ought to be prolonged from 4 to 5 times the modern-day degree, beautify the electricity technology 5.6 to 7. Time the modern-day diploma and gas ought to be 3 to six times the current degree do this.

Energy is essential for financial development and in all sectors of the Indian financial system. Therefore, it is vital for India to unexpectedly float towards new generation in renewable electricity and power use, in addition to

implementing power conservation regulations. . In this context, the USA should urgently enhance the improvement of sustainable strength. Promoting electricity conservation and increasing the usage of renewable energy are the two foundations of sustainable energy use. Fortunately, India has a huge variety of renewable strength property, along with biomass, solar, wind, geothermal and small-scale power, and is the use of genuinely one in all the largest renewable strength global.

India is determined to become one of the international's smooth power manufacturers. The Indian government has already made many plans and created many establishments if you want to assist it advantage its goals. Renewable energy, aside from large hydropower, already represents 9% of the general power manufacturing capacity, or the equivalent of 12,610 MW of strength. Together with the big water, the capacity is greater than 34%, or 48,643 MW, out of the overall capacity of 140 4,980 MW. Figure 4 suggests the power functionality (MW) in India.

The United States' renewable energy capacity is expected at 80 5,000 MW from commercial property, for example.



Source: CEA, 2008, MNRE, 2008

Fig. 4. Installed power capacity (MW) in India as of June 2008.

III. Environmental sustainability

To manual monetary increase and improve living requirements, power shortages may be addressed thru growing assets. But there are important topics to don't forget: environmental sustainability and social development. The modern-day development version has induced vital harm to the surroundings - polluting the air, developing a huge quantity of waste, poisoning and all at once contributing to weather change - with many affects on the power sector. At the same time, it's miles essential to don't forget the impact on the improvement of the relationship. Lack of get entry to power offerings outcomes in many social concerns, along with poverty, disorder, unemployment and injustice.

In modern economic sectors, one of the primary belongings of power is oil. Although the USA stays the area's largest oil purchaser, the 4 Asian international locations aren't an extended manner in the lower back of; China comes second, Japan

0.33, India fourth, and the Republic of Korea sixth [17]. Natural gas is also growing in importance: its electricity performance makes it a terrific desire for modern-day power plant life and for agencies.

Other environmental worries include water pollutants and waste disposal, especially nuclear waste. In rural regions, overexploitation of touchy environments is a trouble. Many human beings in rural areas depend on biomass fuels for cooking, heating and lights. Overexploitation can reason the destruction of waterways and the dearth of biodiversity and habitat. Around 70% of all greenhouse gasoline (GHG) emissions are energy-related, particularly from the burning of fossil fuels for heating, strength era and shipping. Countries have many technique to lessen GHG emissions, at low, 0 or perhaps terrible quotes. These encompass energy economic savings further to progressed overall performance, higher strength control, cleaner production and use and life-style changes. Recycling and special greater green generation will assist mitigate climate alternate. Overall, global places can help generation-based definitely simply choice-making that creates incentives for cleaner, extra sturdy economies at the same time as improving human being's get proper of entry to

energy services these days.

Climate trade

Climate exchange, because of worldwide warming due to greenhouse gases, mainly carbon dioxide (CO₂) produced during the combustion of fossil fuels, has led to drastic changes in ecosystems and reasons nearly 100 and fifty,000 greater deaths each yr. Three hundred and sixty five days [2]. This increase is particularly due to the use of fossil fuels and land use adjustments [18].

Clean Development Mechanism

The Clean Development Mechanism (CDM) of the Kyoto Protocol goals to assist international locations attain sustainable improvement by selling responsibilities to reduce greenhouse fuel emissions, which create emission credit (certificate of carbon discount). Emission, CER) for industrialized global places [19]. Many countries inside the location have benefited from the CDM. This is an expression of the Kyoto Protocol which has become created as a joint movement of the organizations of countries able to acquiring emission reduction certificate (CER) through making an investment in clean technology in growing nations. For growing international locations, this can boom the skip again on investment with the aid of as an awful lot as 12% for wind,

water and geothermal tasks and 15-17% for biomass and urban waste planning (UNEP). Indian organizations have devoted investments to create greater than 379 million CERs. Global investment is expected to generate 1.Nine billion CERs with the resource of 2012.

IV. Major Achievements

India's main achievements in renewable electricity development may be summarized as follows:

- More than four, hundred MW of energy from wind electricity, small vegetation, biomass and solar electricity.

3.6 hundred villages/villages, which include the ones in Sunder bans, Bastar, Ladakh and North-East, electrified the use of sun power.

- ▲ the biggest sun cooker for 15,000 people/day has been established in Tirupati Tirumala Devasthanam.

- 7 million rectangular meter sun water heating structures have been hooked up.

- 3.5 million biogas vegetation has been hooked up for cooking and lights.

- 35 million to install stoves in rural houses.

- rural electrification tool applied in 860 blocks.

Solar PV products with a capability of 30 MW are exported to many superior and growing international locations.

— 280 electricity parks have been set up in colleges for demonstration of renewable electricity structures and tool.

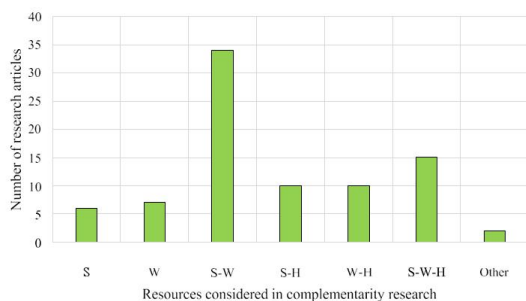
— direct payments of Rs 25,000 million had been supplied up to now to beneficiaries/customers of renewable strength systems and system, which includes subsidized schemes power, keeps.

— Rs 32 billion loan from Indian Renewable

Energy Development Agency Limited for 1, six hundred renewable energy.

— Establish the Energy Technology Centre as a studies middle

And a commercial research institute for climate trying out, product certification and R&D in Chennai, Tamil Nadu.



V. CONCLUSION

Energy security, financial improvement and environmental protection are the drivers of countrywide electricity coverage in all nations round the area. The want to assist efforts to in addition increase and promote renewable energy assets is felt global because of immoderate oil fees. An essential part of the solution might be the

advertising of era as a way to address issues about energy protection, business agency improvement in the face of growing exertions costs, competition, fitness prices and environmental harm. According to the NAPCC, special renewable strength assets may be endorsed. Specific subjects included embody promoting deployment, innovation and research in new era, solving demanding situations related to the development and commercialization of biomass, hydropower, sun and wind electricity, assist for direct (direct) biomass combustion and biomass gasification technology, help for the development and production of small electricity flowers and improve policy/taxes to pick out renewable energy assets inside the USA Therefore, the focal point is on expanding using renewable power, so as to account for round five% of the energy blend through the use of 2032. It is proposed to effectively use possibility fuels, which represent the primary detail of bio-oil, to combine with diesel and gasoline. , especially used for transportation. Finally, renewable energies provide incredible advantages and can make a contribution to America’s strength blend as a minimum economically, environmentally and socially and it's far hoped that the proportion of renewable energies inside

the universal production potential will growth in the destiny.

REFERENCES

1. International Energy Agency IEA. Key world energy statistics. Available at: <http://www.iea.org/Textbase/nppdf/free/2006/Key2006.pdf> [Accessed: 07/ 06/2007].
2. World Energy Outlook. International energy agency; 2008. <http://www.worldenergyoutlook.org/2008.asp>.
3. REN21, Renewable 2007 global status report. <http://www.ren21.net/pdf/>.
4. REN21, Renewable 2009 global status report. <http://www.ren21.com>.
5. Varuna SK, Signal. Review of augmentation of energy needs using renewable energy sources in India. Renewable and Sustainable Energy Reviews 2007; 11:1607–15.
6. Planning Commission, Govt. of India—September 1995 & September 1996 Projections to 2020–2021.
7. Subramanian V. Renewable energy in India: status and future prospects. Ministry of New and Renewable Energy; November 2007.
8. GOI. Tenth Five year plan 2002–2007, planning commission, New Delhi. Available at: http://planningcommission.nic.in/aboutus/committee/wrkgrp11/wg11_renewable.pdf.
9. Urja Akshay. Newsletter of the Ministry of New and Renewable Energy, Government of India; October 2008. <http://mnes.nic.in/akshayurja/sep-t-oct-2008-e.pdf>.
10. India 2009. Energy Publication Division. Ministry of Information & Broadcasting Government of India; 2009.
11. Prasadu Peddi, and Dr. Akash Saxena. "studying data mining tools and techniques for predicting student performance" International Journal Of Advance Research And Innovative Ideas In Education Volume 2 Issue 2 2016 Page 1959-1967